

GUK Magnetics Ferrite Grade System

This document provides magnetic, physical and mechanical data of all the ferrite magnets GUK Magnetics sells and which are relevant for the selection of magnets and design of magnetic systems.



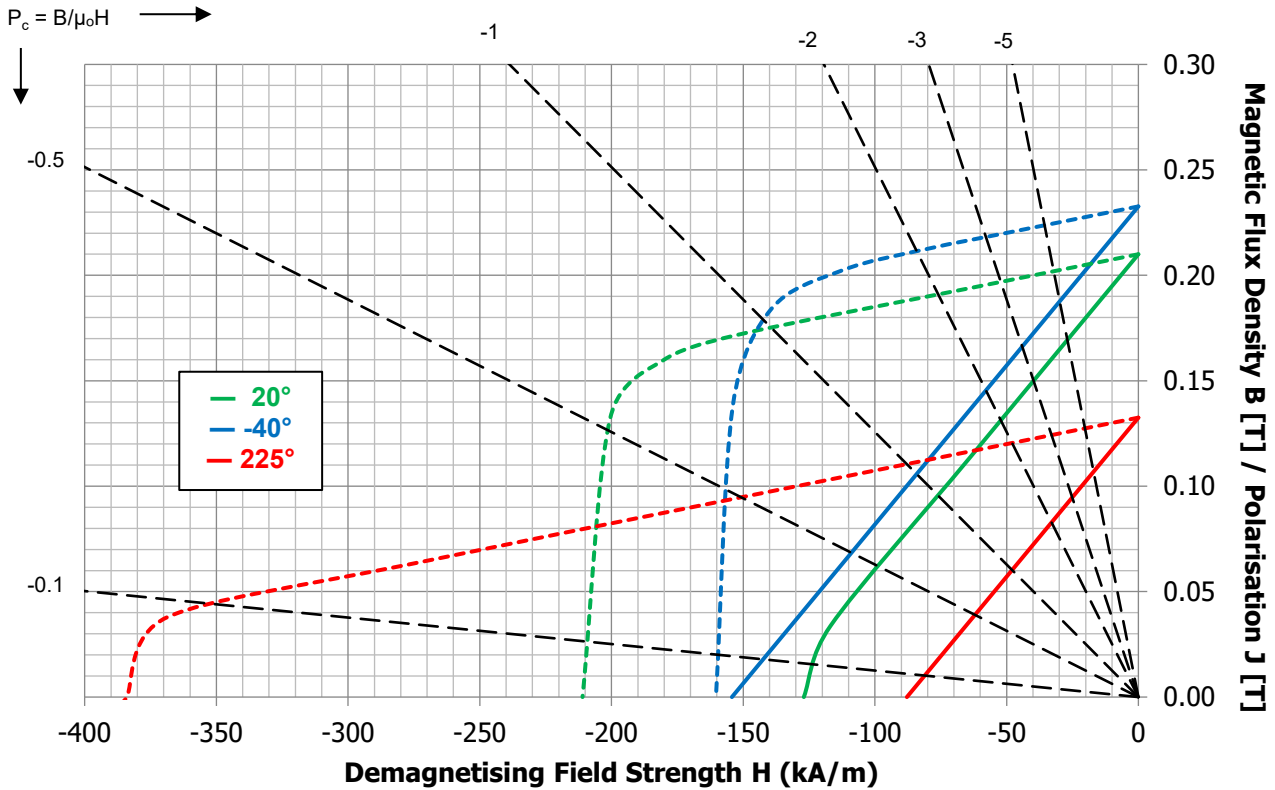
Ferrite Grades

GUK Magnetics Grade Code	Magnetic Field Orientation	Remanence B_r	Normal Coercivity H_{cB}	Intrinsic Coercivity H_{cJ}	Maximum Energy Product $(BH)_{max}$	Remanence Temperature Coefficient $\alpha(B_r)$	Intrinsic Coercivity Temperature Coefficient $\beta(H_{cJ})$	Maximum Operating Temperature T_{max}
		Minimum Value	Minimum Value	Minimum Value	Minimum Value	Minimum Typical Value	Minimum Typical Value	Maximum Value
		[mT]	[kA/m]	[kA/m]	[kJ/m ³]	[%/°C]	[%/°C]	[°C]
F10	isotropic	210	127	211	6.4	-0.18	0.40	225
F25	anisotropic	380	143	147	25.5	-0.18	0.50	225
F30	anisotropic	390	175	179	27.1	-0.18	0.45	225
F33	anisotropic	390	239	243	27.1	-0.18	0.40	225
F34	anisotropic	370	263	307	24.7	-0.18	0.35	225
F40	anisotropic	390	271	307	28.7	-0.18	0.40	225
F42	anisotropic	415	215	219	30.3	-0.18	0.40	225
F44	anisotropic	430	247	251	33.4	-0.18	0.40	225
F45	anisotropic	440	318	347	36.6	-0.18	0.20	225
F47	anisotropic	460	328	368	41.5	-0.18	0.25	225

These are the most common grades. Please contact us for questions on other grades available at GUK Magnetics.

Technical datasheet: Ferrite F10 – Isotropic

Demagnetisation Curve F10



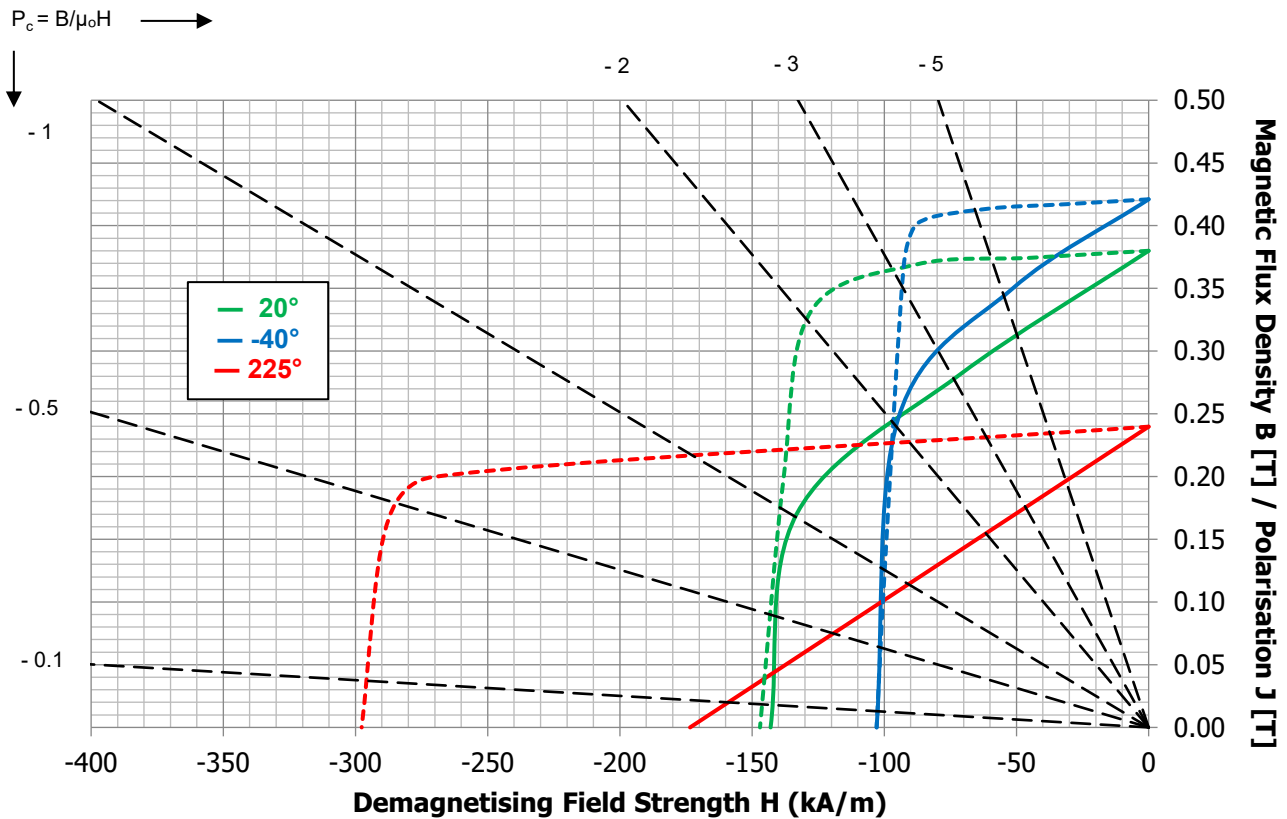
Solid lines represent magnetic flux densities. Dashed lines represent polarisations. The curves here are estimates obtained from data available from the current GUK Magnetics grade system (Available on the website. See also the magnetic properties below). On request, actual measurements of demagnetisation curves can be obtained. For that, contact us on the address below.

Magnetic Properties @20°C				Physical & Mechanical Properties @20°C			
B_r	min	0.21	T	Density	typ	4700 - 5100	kg/m ³
H_{cb}	min	127	kA/m	Vickers Hardness	typ	400 - 700	HV
H_{cj}	min	211	kA/m	Modulus of Elasticity / Young's modulus	typ	120 - 180	GPa
(BH)_{ma}	min	6.4	kJ/m ³	Flexural / bending strength	typ	50 - 90	MPa
α(B_r)	min typ	-0.18	%/°C	Compressive strength	typ	680 - 900	MPa
β(H_{cj})	min typ	0.40	%/°C	Tensile strength / ultimate strength	typ	20 - 50	MPa
T_{max}		225	°C	Electrical resistivity	typ	>10 ⁴	μΩm
μ_r	typ	1.2	-	Specific heat capacity	typ	500 - 900	J/(kg K)
				Thermal conductivity	typ	2 - 10	W/(m K)
				Coefficient of linear thermal expansion, DOM*	typ	7 - 16	10 ⁻⁶ /K
				Coefficient of linear thermal expansion, ⊥ DOM*	typ	7 - 15	10 ⁻⁶ /K

* DOM = Direction Of Magnetisation

Technical datasheet: Ferrite F25 – Anisotropic

Demagnetisation Curve F25



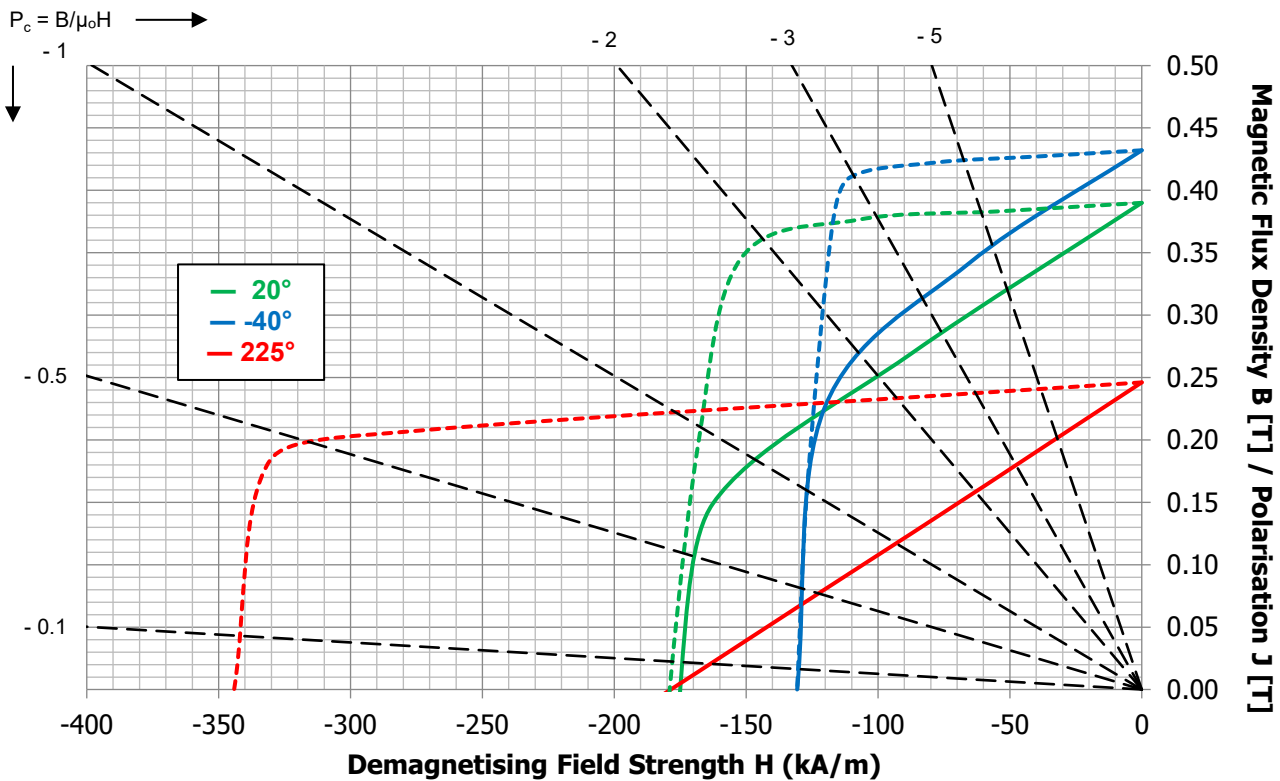
Solid lines represent magnetic flux densities. Dashed lines represent polarisations. The curves here are estimates obtained from data available from the current GUK Magnetics grade system (Available on the website. See also the magnetic properties below). On request, actual measurements of demagnetisation curves can be obtained. For that, contact us on the address below.

Magnetic Properties @20°C				Physical & Mechanical Properties @20°C			
B_r	min	0.38	T	Density	typ	4700 - 5100	kg/m ³
H_{cB}	min	143	kA/m	Vickers Hardness	typ	400 - 700	HV
H_{cJ}	min	147	kA/m	Modulus of Elasticity / Young's modulus	typ	120 - 180	GPa
(BH)_{ma}	min	25.5	kJ/m ³	Flexural / bending strength	typ	50 - 90	MPa
α(B_r)	min typ	-0.18	%/°C	Compressive strength	typ	680 - 900	MPa
β(H_{cJ})	min typ	0.50	%/°C	Tensile strength / ultimate strength	typ	20 - 50	MPa
T_{max}		225	°C	Electrical resistivity	typ	>10 ⁴	μΩm
μ_r	typ	1.1	-	Specific heat capacity	typ	500 - 900	J/(kg K)
				Thermal conductivity	typ	2 - 10	W/(m K)
				Coefficient of linear thermal expansion, DOM*	typ	7 - 16	10 ⁻⁶ /K
				Coefficient of linear thermal expansion, ⊥ DOM*	typ	7 - 15	10 ⁻⁶ /K

* DOM = Direction Of Magnetisation

Technical datasheet: Ferrite F30 – Anisotropic

Demagnetisation Curve F30



Solid lines represent magnetic flux densities. Dashed lines represent polarisations. The curves here are estimates obtained from data available from the current GUK Magnetics grade system (Available on the website. See also the magnetic properties below). On request, actual measurements of demagnetisation curves can be obtained. For that, contact us on the address below.

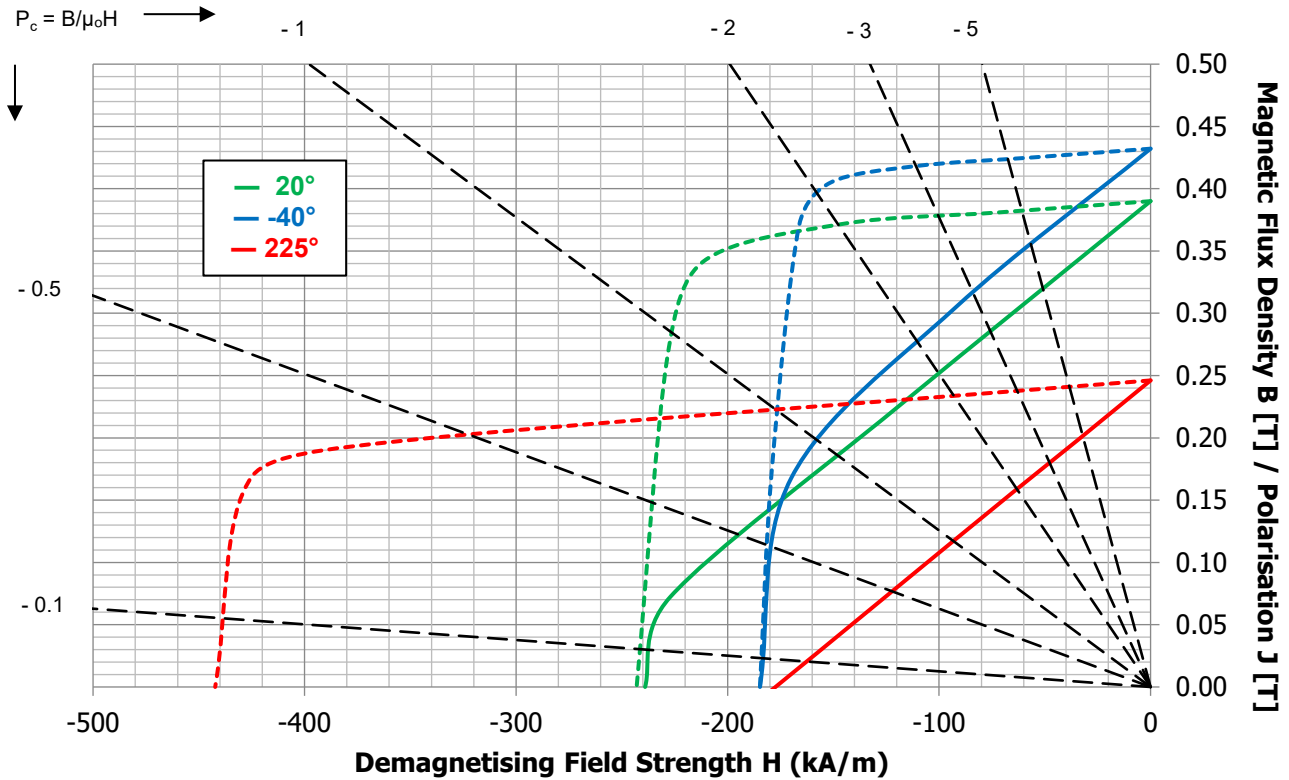
Magnetic Properties @20°C			
B_r	min	0.39	T
H_{cB}	min	175	kA/m
H_{cJ}	min	179	kA/m
(BH)_{ma}	min	27.1	kJ/m ³
α(B_r)	min typ	-0.18	%/°C
β(H_{cJ})	min typ	0.45	%/°C
T_{max}		225	°C
μ_r	typ	1.1	-

Physical & Mechanical Properties @20°C			
Density	typ	4700 - 5100	kg/m ³
Vickers Hardness	typ	400 - 700	HV
Modulus of Elasticity / Young's modulus	typ	120 - 180	GPa
Flexural / bending strength	typ	50 - 90	MPa
Compressive strength	typ	680 - 900	MPa
Tensile strength / ultimate strength	typ	20 - 50	MPa
Electrical resistivity	typ	>10 ⁴	μΩm
Specific heat capacity	typ	500 - 900	J/(kg K)
Thermal conductivity	typ	2 - 10	W/(m K)
Coefficient of linear thermal expansion, DOM*	typ	7 - 16	10 ⁻⁶ /K
Coefficient of linear thermal expansion, ⊥ DOM*	typ	7 - 15	10 ⁻⁶ /K

* DOM = Direction Of Magnetisation

Technical datasheet: Ferrite F33 – Anisotropic

Demagnetisation Curve F33



Solid lines represent magnetic flux densities. Dashed lines represent polarisations. The curves here are estimates obtained from data available from the current GUK Magnetics grade system (Available on the website. See also the magnetic properties below). On request, actual measurements of demagnetisation curves can be obtained. For that, contact us on the address below.

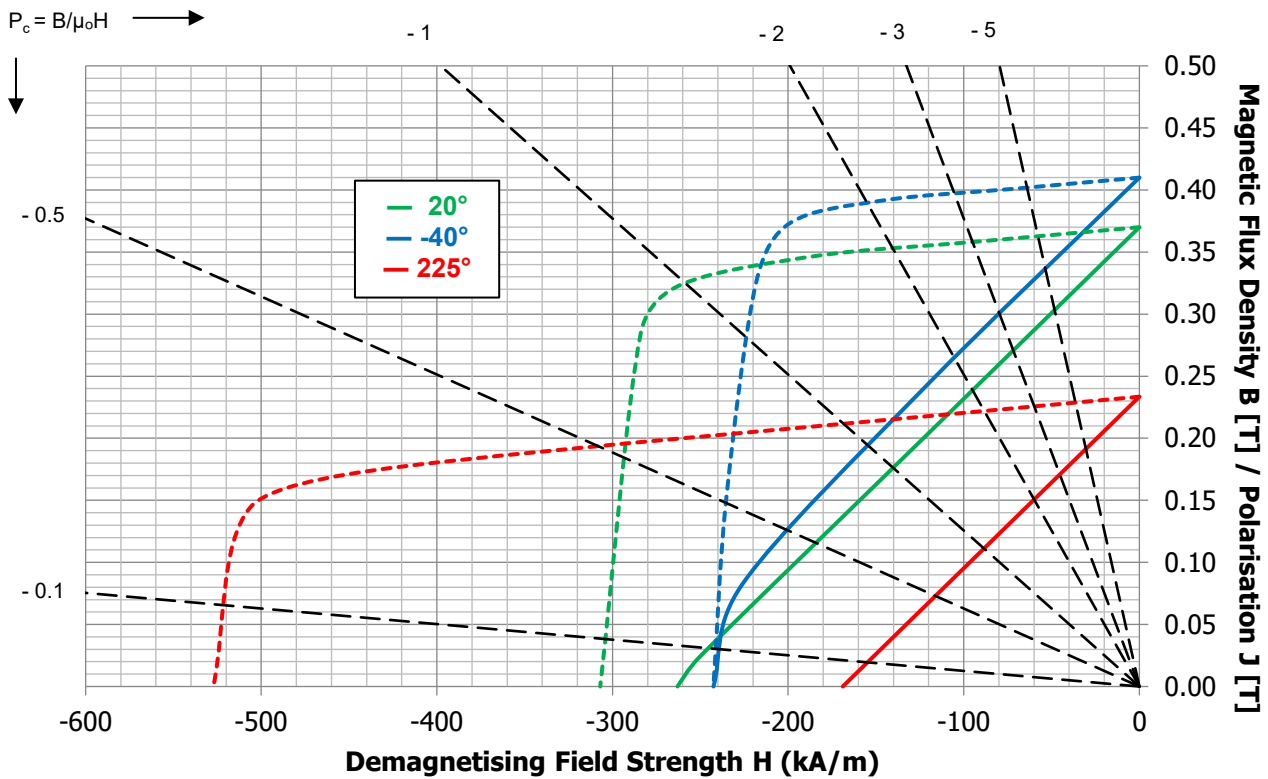
Magnetic Properties @20°C			
B_r	min	0.39	T
H_{CB}	min	239	kA/m
H_{CJ}	min	243	kA/m
(BH)_{ma}	min	27.1	kJ/m ³
α(B_r)	min typ	-0.18	%/°C
β(H_{CJ})	min typ	0.40	%/°C
T_{max}		225	°C
μ_r	typ	1.1	-

Physical & Mechanical properties @20°C			
Density	typ	4700 - 5100	kg/m ³
Vickers Hardness	typ	400 - 700	HV
Modulus of Elasticity / Young's modulus	typ	120 - 180	GPa
Flexural / bending strength	typ	50 - 90	MPa
Compressive strength	typ	680 - 900	MPa
Tensile strength / ultimate strength	typ	20 - 50	MPa
Electrical resistivity	typ	>10 ⁴	μΩm
Specific heat capacity	typ	500 - 900	J/(kg K)
Thermal conductivity	typ	2 - 10	W/(m K)
Coefficient of linear thermal expansion, DOM*	typ	7 - 16	10 ⁻⁶ /K
Coefficient of linear thermal expansion, ⊥ DOM*	typ	7 - 15	10 ⁻⁶ /K

* DOM = Direction Of Magnetisation

Technical datasheet: Ferrite F34 – Anisotropic

Demagnetisation Curve F34



Solid lines represent magnetic flux densities. Dashed lines represent polarisations. The curves here are estimates obtained from data available from the current GUK Magnetics grade system (Available on the website. See also the magnetic properties below). On request, actual measurements of demagnetisation curves can be obtained. For that, contact us on the address below.

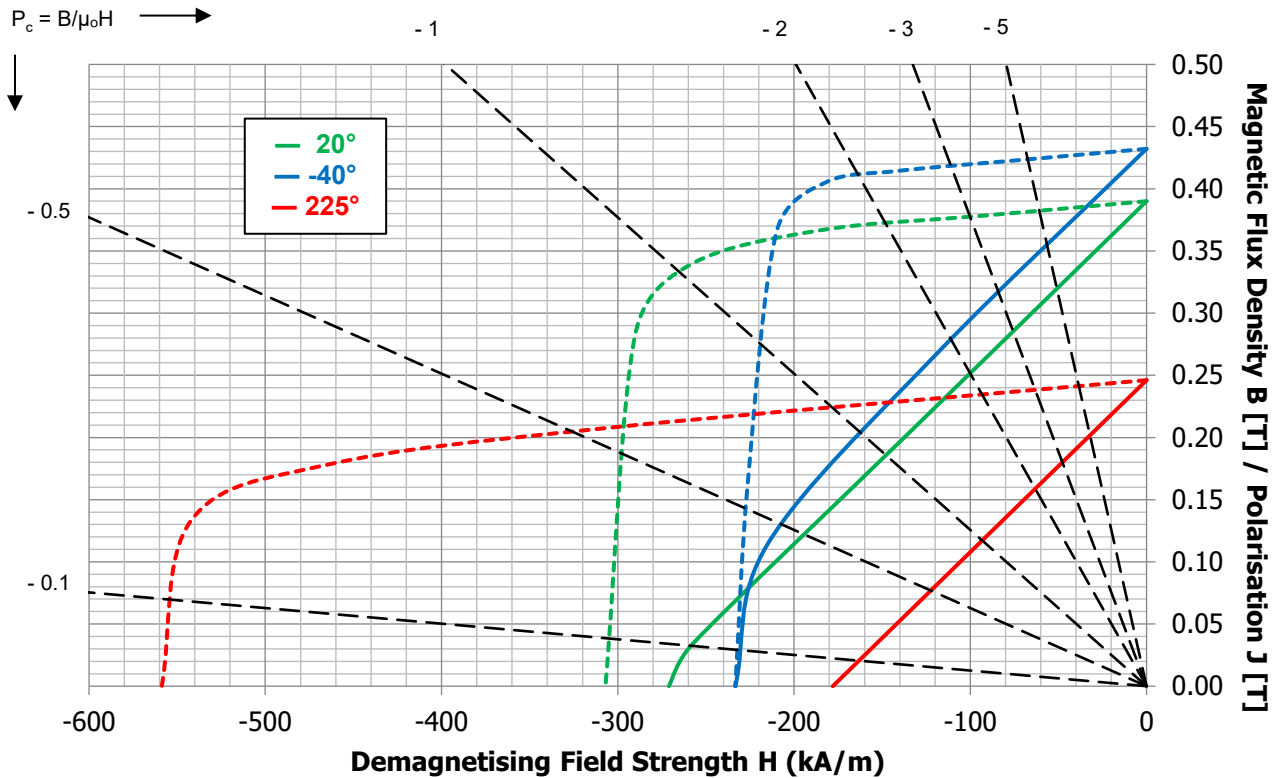
Magnetic Properties @20°C			
B_r	min	0.37	T
H_{cB}	min	263	kA/m
H_{cJ}	min	307	kA/m
(BH)_{ma}	min	24.7	kJ/m ³
α(B_r)	min typ	-0.18	%/°C
β(H_{cJ})	min typ	0.35	%/°C
T_{max}		225	°C
μ_r	typ	1.1	-

Physical & Mechanical Properties @20°C			
Density	typ	4700 - 5100	kg/m ³
Vickers Hardness	typ	400 - 700	HV
Modulus of Elasticity / Young's modulus	typ	120 - 180	GPa
Flexural / bending strength	typ	50 - 90	MPa
Compressive strength	typ	680 - 900	MPa
Tensile strength / ultimate strength	typ	20 - 50	MPa
Electrical resistivity	typ	>10 ⁴	μΩm
Specific heat capacity	typ	500 - 900	J/(kg K)
Thermal conductivity	typ	2 - 10	W/(m K)
Coefficient of linear thermal expansion, DOM*	typ	7 - 16	10 ⁻⁶ /K
Coefficient of linear thermal expansion, ⊥ DOM*	typ	7 - 15	10 ⁻⁶ /K

* DOM = Direction Of Magnetisation

Technical datasheet: Ferrite F40 – Anisotropic

Demagnetisation Curve F40



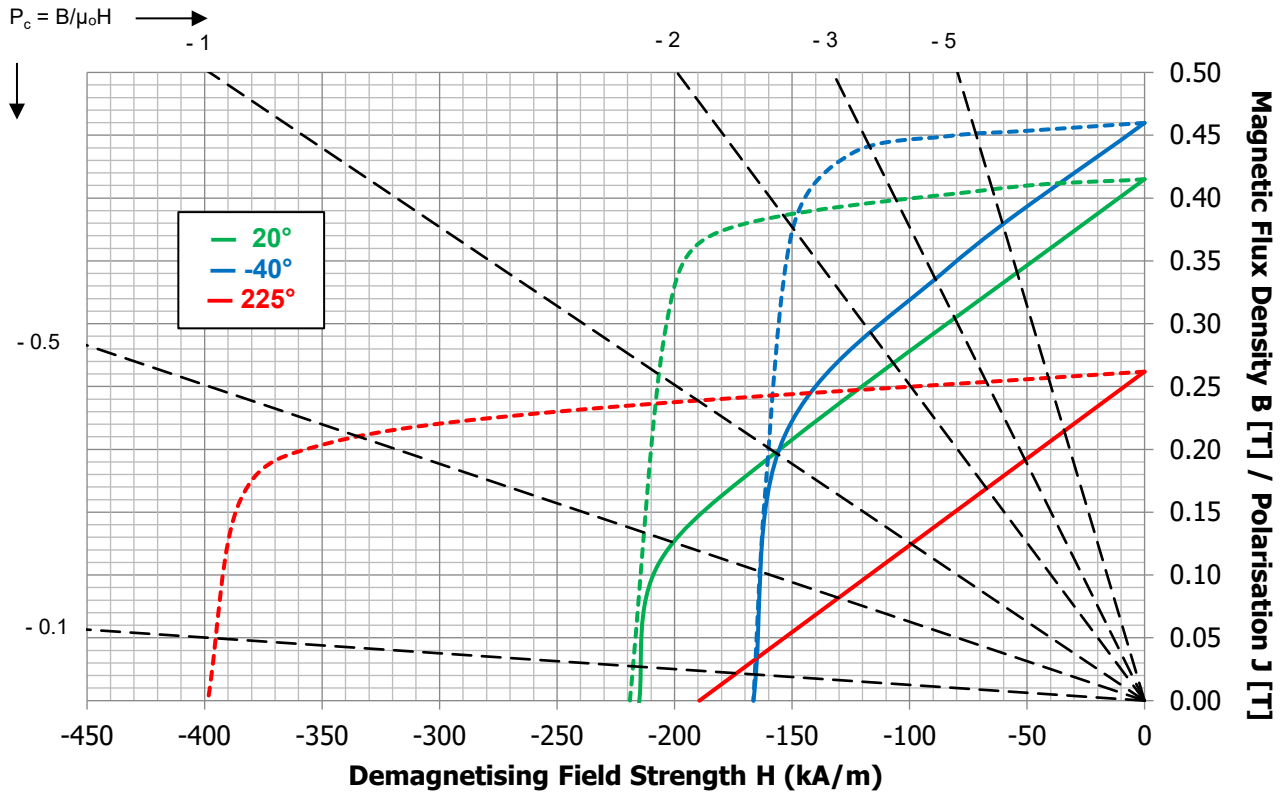
Solid lines represent magnetic flux densities. Dashed lines represent polarisations. The curves here are estimates obtained from data available from the current GUK Magnetics grade system (Available on the website. See also the magnetic properties below). On request, actual measurements of demagnetisation curves can be obtained. For that, contact us on the address below.

Magnetic Properties @20°C				Physical & Mechanical Properties @20°C			
B_r	min	0.39	T	Density	typ	4700 - 5100	kg/m ³
H_{cB}	min	271	kA/m	Vickers Hardness	typ	400 - 700	HV
H_{cJ}	min	307	kA/m	Modulus of Elasticity / Young's modulus	typ	120 - 180	GPa
(BH)_{ma}	min	28.7	kJ/m ³	Flexural / bending strength	typ	50 - 90	MPa
α(B_r)	min typ	-0.18	%/°C	Compressive strength	typ	680 - 900	MPa
β(H_{cJ})	min typ	0.40	%/°C	Tensile strength / ultimate strength	typ	20 - 50	MPa
T_{max}		225	°C	Electrical resistivity	typ	>10 ⁴	μΩm
μ_r	typ	1.1	-	Specific heat capacity	typ	500 - 900	J/(kg K)
				Thermal conductivity	typ	2 - 10	W/(m K)
				Coefficient of linear thermal expansion, DOM*	typ	7 - 16	10 ⁻⁶ /K
				Coefficient of linear thermal expansion, ⊥ DOM*	typ	7 - 15	10 ⁻⁶ /K

* DOM = Direction Of Magnetisation

Technical datasheet: Ferrite F42 – Anisotropic

Demagnetisation Curve F42



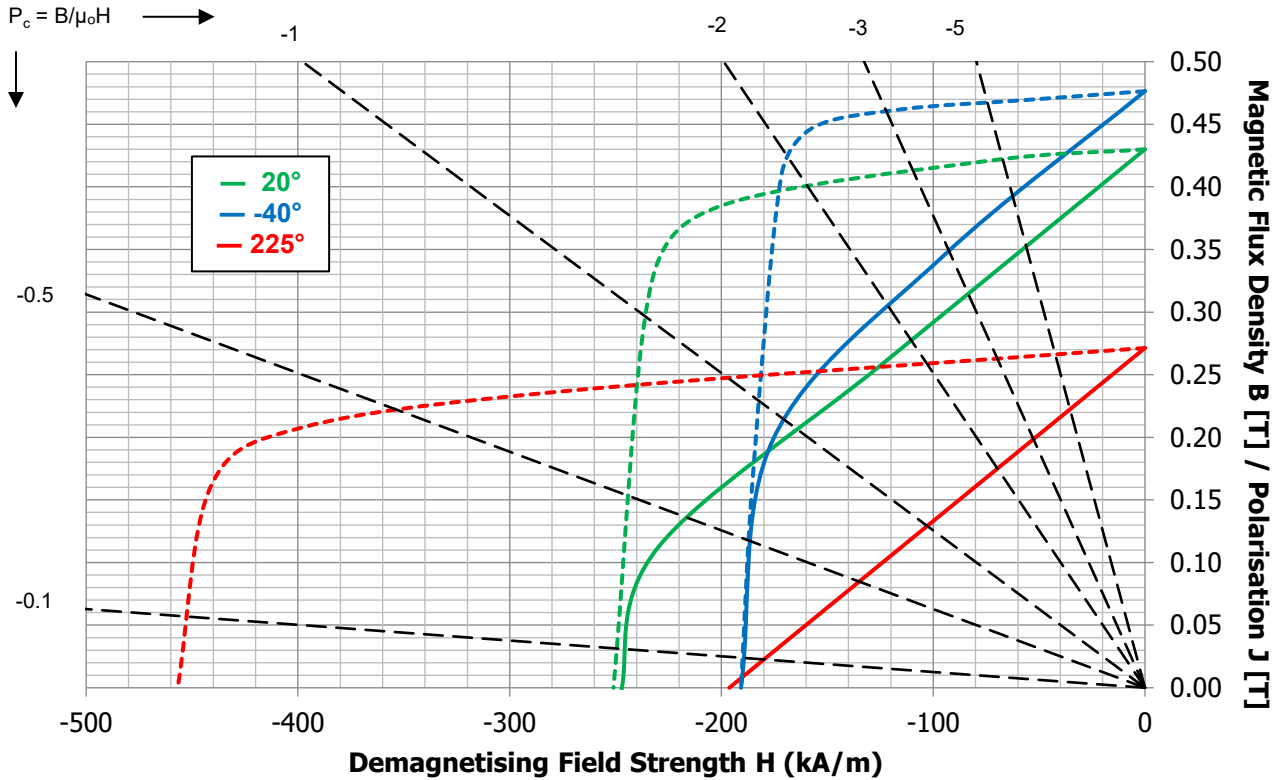
Solid lines represent magnetic flux densities. Dashed lines represent polarisations. The curves here are estimates obtained from data available from the current GUK Magnetics grade system (Available on the website. See also the magnetic properties below). On request, actual measurements of demagnetisation curves can be obtained. For that, contact us on the address below.

Magnetic Properties @20°C				Physical & Mechanical Properties @20°C			
B_r	min	0.415	T	Density	typ	4700 - 5100	kg/m ³
H_{cB}	min	215	kA/m	Vickers Hardness	typ	400 - 700	HV
H_{cJ}	min	219	kA/m	Modulus of Elasticity / Young's modulus	typ	120 - 180	GPa
(BH)_{ma}	min	30.3	kJ/m ³	Flexural / bending strength	typ	50 - 90	MPa
α(B_r)	min typ	-0.18	%/°C	Compressive strength	typ	680 - 900	MPa
β(H_{cJ})	min typ	0.40	%/°C	Tensile strength / ultimate strength	typ	20 - 50	MPa
T_{max}		225	°C	Electrical resistivity	typ	>10 ⁴	μΩm
μ_r	typ	1.1	-	Specific heat capacity	typ	500 - 900	J/(kg K)
				Thermal conductivity	typ	2 - 10	W/(m K)
				Coefficient of linear thermal expansion, DOM*	typ	7 - 16	10 ⁻⁶ /K
				Coefficient of linear thermal expansion, ⊥ DOM*	typ	7 - 15	10 ⁻⁶ /K

* DOM = Direction Of Magnetisation

Technical datasheet: Ferrite F44 – Anisotropic

Demagnetisation Curve F44



Solid lines represent magnetic flux densities. Dashed lines represent polarisations. The curves here are estimates obtained from data available from the current GUK Magnetics grade system (Available on the website. See also the magnetic properties below). On request, actual measurements of demagnetisation curves can be obtained. For that, contact us on the address below.

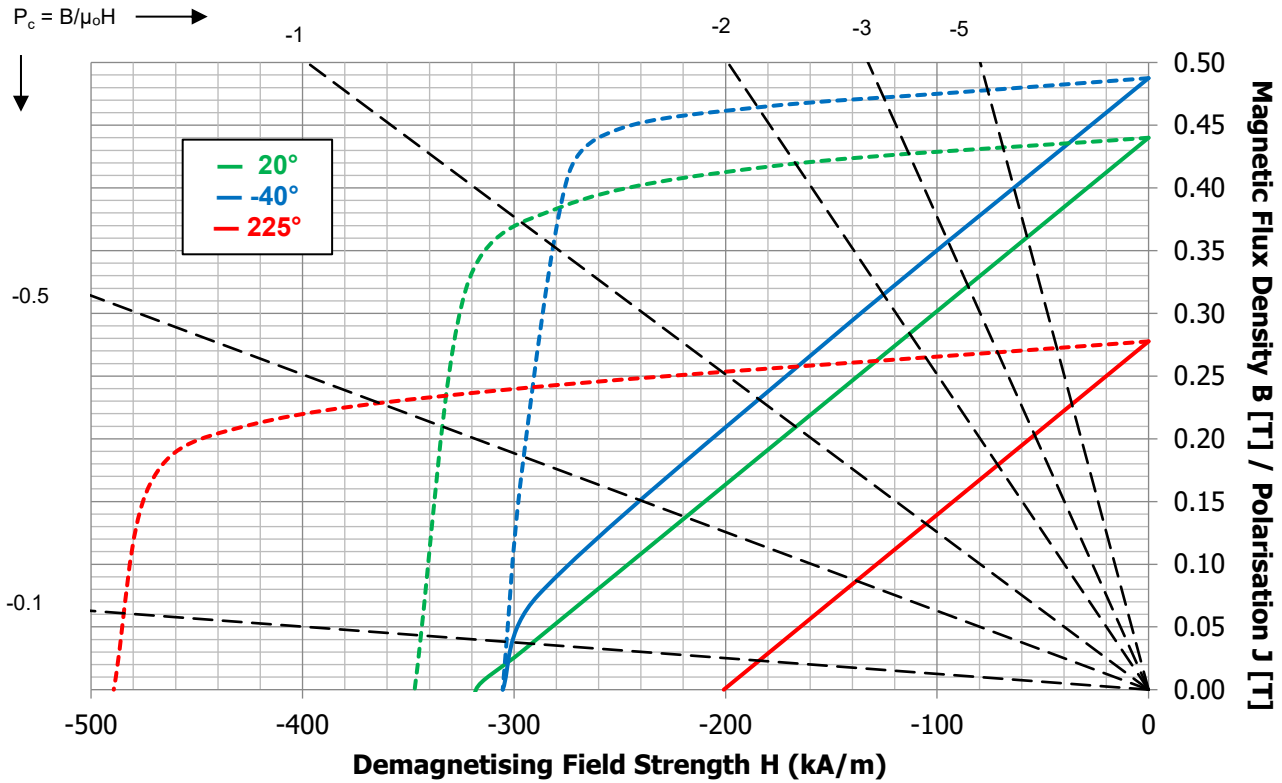
Magnetic Properties @20°C			
B_r	min	0.43	T
H_{cB}	min	247	kA/m
H_{cJ}	min	251	kA/m
(BH)_{ma}	min	33.4	kJ/m ³
α(B_r)	min typ	-0.18	%/°C
β(H_{cJ})	min typ	0.40	%/°C
T_{max}		225	°C
μ_r	typ	1.1	-

Physical & Mechanical Properties @20°C			
Density	typ	4700 - 5100	kg/m ³
Vickers Hardness	typ	400 - 700	HV
Modulus of Elasticity / Young's modulus	typ	120 - 180	GPa
Flexural / bending strength	typ	50 - 90	MPa
Compressive strength	typ	680 - 900	MPa
Tensile strength / ultimate strength	typ	20 - 50	MPa
Electrical resistivity	typ	>10 ⁴	μΩm
Specific heat capacity	typ	500 - 900	J/(kg K)
Thermal conductivity	typ	2 - 10	W/(m K)
Coefficient of linear thermal expansion, DOM*	typ	7 - 16	10 ⁻⁶ /K
Coefficient of linear thermal expansion, ⊥ DOM*	typ	7 - 15	10 ⁻⁶ /K

* DOM = Direction Of Magnetisation

Technical datasheet: Ferrite F45 – Anisotropic

Demagnetisation Curve F45



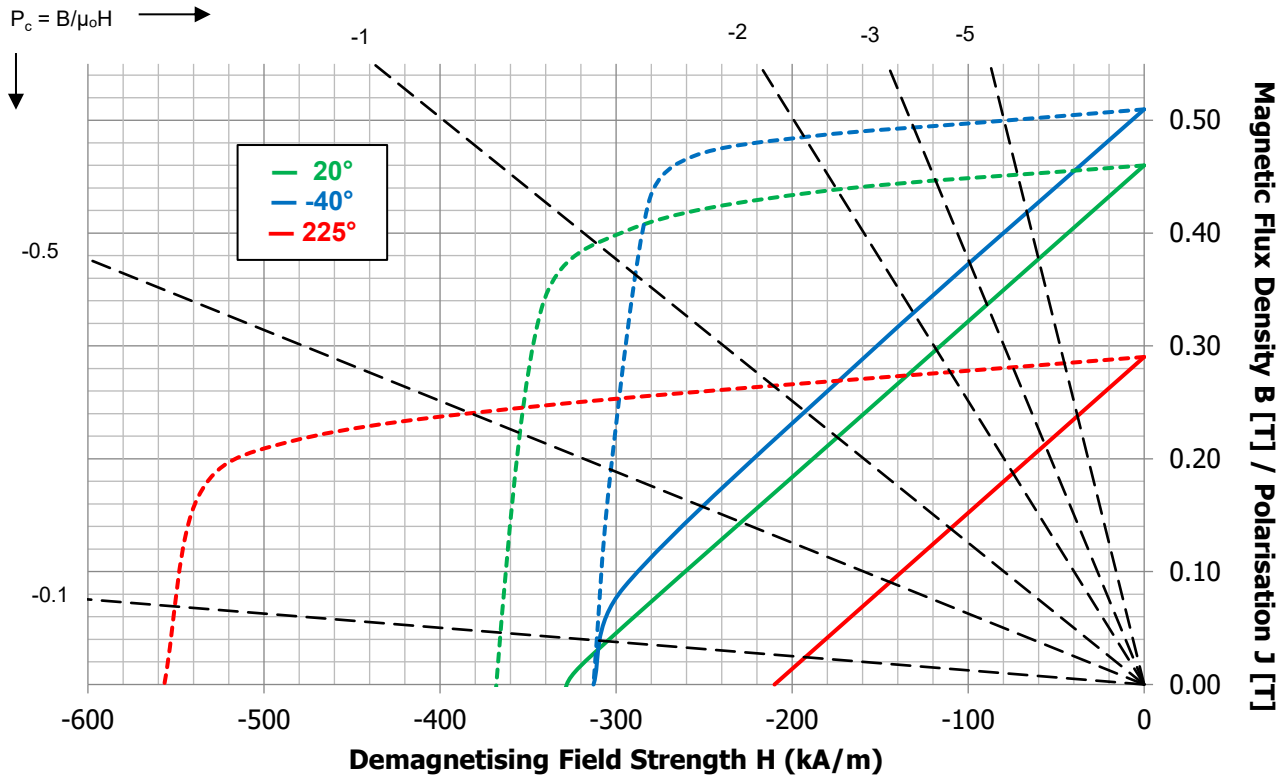
Solid lines represent magnetic flux densities. Dashed lines represent polarisations. The curves here are estimates obtained from data available from the current GUK Magnetics grade system (Available on the website. See also the magnetic properties below). On request, actual measurements of demagnetisation curves can be obtained. For that, contact us on the address below.

Magnetic Properties @20°C				Physical & Mechanical Properties @20°C			
B_r	min	0.44	T	Density	typ	4700 - 5100	kg/m ³
H_{cB}	min	318	kA/m	Vickers Hardness	typ	400 - 700	HV
H_{cJ}	min	347	kA/m	Modulus of Elasticity / Young's modulus	typ	120 - 180	GPa
(BH)_{ma}	min	36.6	kJ/m ³	Flexural / bending strength	typ	50 - 90	MPa
α(B_r)	min typ	-0.18	%/°C	Compressive strength	typ	680 - 900	MPa
β(H_{cJ})	min typ	0.20	%/°C	Tensile strength / ultimate strength	typ	20 - 50	MPa
T_{max}		225	°C	Electrical resistivity	typ	>10 ⁴	μΩm
μ_r	typ	1.1	-	Specific heat capacity	typ	500 - 900	J/(kg K)
				Thermal conductivity	typ	2 - 10	W/(m K)
				Coefficient of linear thermal expansion, DOM*	typ	7 - 16	10 ⁻⁶ /K
				Coefficient of linear thermal expansion, ⊥ DOM*	typ	7 - 15	10 ⁻⁶ /K

* DOM = Direction Of Magnetisation

Technical datasheet: Ferrite F47 – Anisotropic

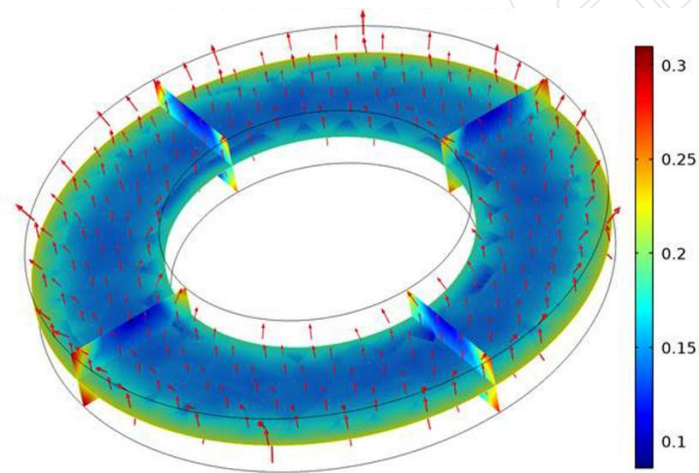
Demagnetisation Curve F47



Solid lines represent magnetic flux densities. Dashed lines represent polarisations. The curves here are estimates obtained from data available from the current GUK Magnetics grade system (Available on the website. See also the magnetic properties below). On request, actual measurements of demagnetisation curves can be obtained. For that, contact us on the address below.

Magnetic Properties @20°C				Physical & Mechanical Properties @20°C			
B_r	min	0.46	T	Density	typ	4700 - 5100	kg/m ³
H_{cB}	min	328	kA/m	Vickers Hardness	typ	400 - 700	HV
H_{cJ}	min	368	kA/m	Modulus of Elasticity / Young's modulus	typ	120 - 180	GPa
(BH)_{max}	min	41.5	kJ/m ³	Flexural / bending strength	typ	50 - 90	MPa
α(B_r)	min typ	-0.18	%/°C	Compressive strength	typ	680 - 900	MPa
β(H_{cJ})	min typ	0.25	%/°C	Tensile strength / ultimate strength / stretching strength	typ	20 - 50	MPa
T_{max}		225	°C	Electrical resistivity	typ	>10 ⁴	μΩm
μ_r	typ	1.1	-	Specific heat capacity	typ	500 - 900	J/(kg K)
				Thermal conductivity	typ	2 - 10	W/(m K)
				Coefficient of linear thermal expansion, parallel to DOM*	typ	7 - 16	10 ⁻⁶ /K
				Coefficient of linear thermal expansion, perpendicular to DOM*	typ	7 - 15	10 ⁻⁶ /K

* DOM = Direction Of Magnetisation



GUK Magnetics offers a wide range of services with regards to the design and selection of the appropriate magnet for your specific application. For instance, we apply magnet calculations and FEM simulations to quickly identify the best magnet for your product.

The possibilities with magnet technology are endless, which is why it can quickly become confusing. GUK Magnetics has more than 60 years of experience in the world of magnetism and is happy to help you with advice and a range of services:

- FEM simulation & magnet calculations: gain quick insight into the operation of your design.
- Prototyping & samples: tangible magnet technology based on your requirements.
- Engineering: development of magnet assemblies and components.
- Quality control: critical properties tested and validated in our own measurement lab.
- Stock management service: delivery of your magnets on demand through our modern warehouse.

You can choose whatever form of support you want. This guarantees you the right magnet for your specific application.